

**Practical**

VOLUME 6, ISSUE 1  
JANUARY/FEBRUARY 2006

# **PAIN MANAGEMENT**

*The journal with the practitioner in mind.*

**Role of Psychology in Pain Management**

**The Demise of Multidisciplinary Pain Management Clinics?**

**Pain Education and Pain Educators**

**Tennant Blood Study—  
First Update**

**Do Topical Herbal Agents Provide Pain Relief?**

**Suspecting and Diagnosing Arachnoiditis**

**INFUSION  
CATHETER  
EPIDURAL**

# Do Topical Herbal Agents Provide Pain Relief?

A randomized, placebo-controlled pilot study of chronic pain patients with fibromyalgia demonstrated a positive response to topical herbal agents for pain management.

By Gordon D. Ko, MD, CCFP(EM), FRCPC, Annie Hum, MD, CAFCI, and George Traitses, DC

By the American College of Rheumatology (ACR) definition, fibromyalgia syndrome (FMS) is a syndrome of widespread muscle pain (over three months) and stiffness with 11 or more characteristic tender points (TePs) on palpation.<sup>1</sup> It affects two percent of the population, predominantly females, with the most common age at presentation of 40 to 50 years.<sup>2</sup>

Fibromyalgia patients are high consumers of complementary/alternative medicine (CAM) interventions.<sup>3-5</sup> In our survey of 116 physiatrists (rehabilitation medicine specialists) in Ontario, Canada, 55 percent of respondents agreed that FMS is a “real disabling condition.” When asked what type of alternative therapy works, 14 different types were mentioned; the top three were acupuncture, biofeedback, and chiropractic.<sup>6</sup> In one survey of 72 FMS participants, the use of topical analgesic rubs was rated the highest in CAM products tried.<sup>7</sup> Few studies have been published on the use of topical agents in FMS. This includes an uncontrolled, short follow-up (20 minutes) study of topical camphor, methyl salicylate, menthol lotion.<sup>8</sup> Another double-blind study used topical capsaicin for chronic neck pain. Of those patients, 35 percent had FMS.<sup>9</sup> To date, with our recent major invited review of the literature on FMS and alternative medicine use,<sup>10</sup> there has been no

published high quality randomized controlled trial on topical herbal agents for FMS pain.

In September 2004, the authors coordinated a clinical trial for FMS using a patented over-the-counter topical named O24 and consisting of a proprietary blend of six herbal oils: rosemary, peppermint, camphor, eucalyptus, aloe vera, and lemon/orange.

Each of these herbal agents have been studied in some detail, with effects summarized as follows:

**Aloe vera.** Studies suggest topical use is effective in psoriasis, burns, frostbite, genital herpes, radiation-induced skin toxicity (delayed onset). The aloe gel is found in the inner portion of the aloe leaf. Its active constituents include aloe emodin anthrone, dithranol, chrysarobin and allantoin. Pain producing transmitters such as (1) bradykinin is inhibited by the carboxypeptidase and salicylate components; (2) histamine inhibited by magnesium lactate component. Another component C-glucosyl chromone reduces topical inflammation. It may also inhibit a potent vasoconstrictor thromboxane A2 and thus increase microcirculation to prevent ischemia in the wound area and speed the healing of burns and frostbite. Antibacterial and antifungal properties have also been documented. Potential adverse effects/interactions include lowering of blood glucose (when taken orally).

**Eucalyptus.** Studies suggest effectiveness in inflammation of respiratory tract mucous membranes, rheumatic complaints and nasal stuffiness. The oil contains 40-85 percent eucalyptol (1,8-cineole) which, by stimulating saliva production, will activate the swallowing reflex and suppress an impending cough. As a topical, it works as a mild counterirritant and may inhibit prostaglandin synthesis. Potential adverse effects/interactions with oral use include nausea, vomiting, diarrhea. The ingestion of 3.5 ml of the oil alone can be fatal (delirium, convulsions). Inhibition of cytochrome P450 1A2/2C19/2C9/3A4 may increase drug levels but this has not been reported yet in humans. It's oral use is contraindicated in gastrointestinal and bile duct inflammation, severe liver disease, kidney inflammation and hypotension.

**Rosemary.** Studies suggest effectiveness for preventing baldness, alopecia areata, toothache, eczema, myalgia, sciatica, intercostals neuralgia, and as an insect repellent. The dried leaves contain 1-2.5 percent essential oil which consists primarily of cineole, borneol, camphor and pinenes. The oil has a spasmolytic effect on smooth muscle and may also have a positive inotropic effect on the heart. Topical use may irritate the skin and increase blood flow. It also has antibacterial, antifungal and antioxidant properties. Potential adverse effects/interactions with topical use include photosensitivity, erythema and dermatitis. Occupational asthma has also been reported. With oral use, it may stimulate uterine and menstrual flow and is therefore not recommended in pregnancy.

**Camphor.** Studies on topical use suggest usefulness in osteoarthritis, warts, cold sores, hemorrhoids. It is used topically as an analgesic and antipruritic. It is also used in inhalation therapy as an antitussive and orally as an expectorant, and antitumulent. It is safe when used in low concentrations 0.1-11 percent for topical use on intact skin. The applicable part of camphor is the wood distillate. Its counterirritant action is due to vasoconstriction which leads to the activation of reflex mechanisms resulting in improved local circulation. Adverse effects occur with improper oral use. Significant toxicity (respiratory failure, status epilepticus) has been documented with as little as two grams in adults and 700 mg in children. Topical use is therefore not recommend-

Demographics	Placebo	Active	Statistical Significance
Gender			
Male	4	3	
Female	64	62	P=0.74
Likelihood ratio chi-square			
Average age (years)	55.5	53.7	P=0.27
T-test with unequal variance			
Body Mass Index	28.0	29.1	

TABLE 1. Demographic comparison of placebo and active groups.

Outcome measures	Placebo	Active	P-value(statistical measure)
VAS Best Pain	3.9	3.6	0.356 (f-test)
VAS Worst Pain	9.3	8.8	0.007 (f-test)
VAS Night Pain	6.6	6.6	0.251 (f-test)
FIQ	60.8	62.7	0.357 (t-test)
Active TePs (N)	16.1	16.4	0.569 (t-test)
Average pain threshold (kg)	1.9	1.6	0.407 (t-test)
Average Jamar grip strength (kg)			
Left	18.8	17.8	0.44 (t-test)
Right	18.8	17.2	0.275 (t-test)
Key: VAS=visual analog scale, FIQ=Fibromyalgia Impact Questionnaire, TePs=tender points, N=number.			

TABLE 2. Pre-treatment baseline outcome measures in both groups.

ed in infants and should not be applied around the mouth. Oral use is not recommended as well in adults.

**Peppermint.** Studies indicate topical usefulness in headache, myalgia, postherpetic neuralgia, toothache, oral mucosa inflammation, pruritis, urticaria and as an antibacterial, antiviral agent for repelling mosquitoes. Orally, the oil is used for colds, coughs, irritable bowel syndrome, dyspepsia, dysmenorrhea. The oil is obtained by steam distilling the fresh above-ground parts of the flowering plant. It contains 28-28 percent menthol, 20-31 percent menthone and 3-10 percent methyl acetate. Its topical action is as a counterirritant. It has in vitro antibacterial and antiviral effects. It also increases salivation, thus inhibiting the cough reflex and orally, via direct smooth muscle relaxing effects, it works as an an-

tispasmodic. Adverse reactions from topical use include skin irritation and contact dermatitis. Application to the face, nasal, chest areas of babies, small children can cause laryngeal and bronchial spasms leading to respiratory collapse. Potential interactions include inhibiting CYP1A2, 2C9, and 3A4 enzymes (not yet documented in humans).

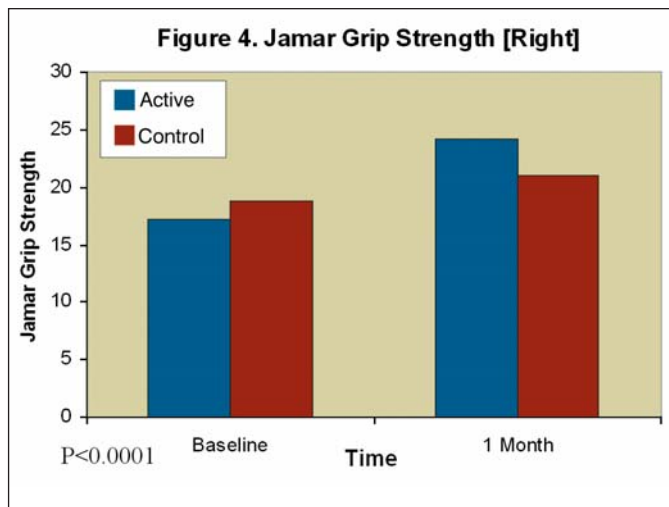
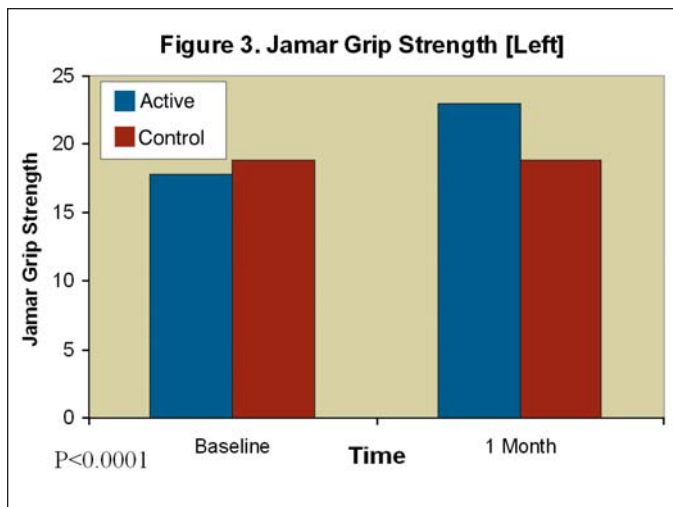
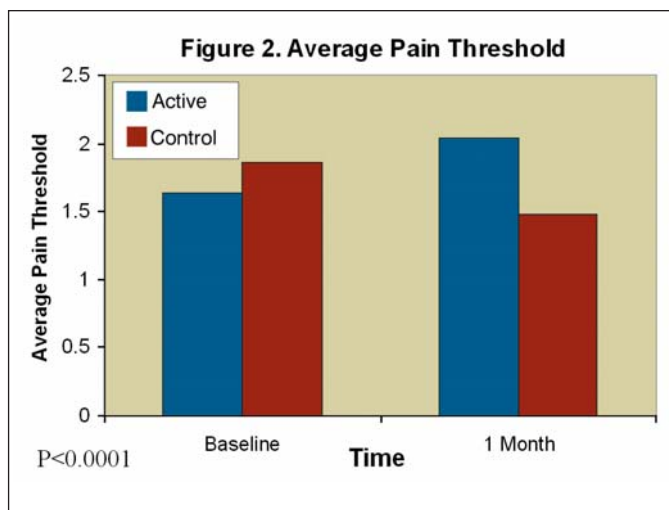
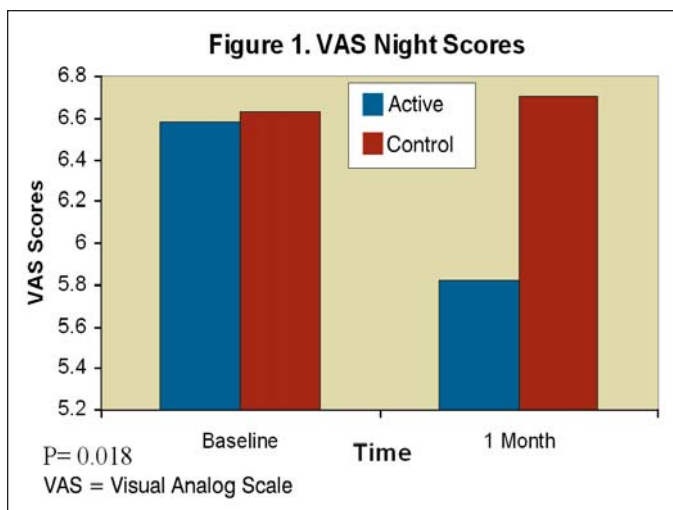
## Methods and Materials

Subjects were recruited from newspaper advertisements and Internet communication to FMS support groups. Telephone respondents who agreed to be seen for a pre-study assessment were assessed at clinics held in different cities around and including the greater Toronto area. The clinical diagnosis was confirmed by medical evaluation, pain diagram, and TeP evaluation. Note was made of previous

Outcome Measures	Before Treatment	After Treatment	P-value (statistical measure)
VAS Worst Pain* (active) (control)	8.89.3	8.19.1	0.05
VAS Best Pain (active) (control)	3.63.9	3.84.1	0.997 (f-test)
VAS Night Pain (active) (see Figure 1) (control)	6.66.6	5.86.7	0.18 (f-test)
VAS Activity Pain (active) (control)	7.07.0	6.36.8	0.097 (f-test)
FIQ (active) (control)	62.860.8	61.960.0	0.989
Active TePs (N)*Control	16.416.1	16.217.1	< .0001
Average pain* threshold (kg) (see Figure 2) Control	1.61.9	2.01.5	<.0001
Average Jamar left grip strength (kg)* (see Figure 3) Control	17.818.8	23.018.9	<.0001
Average Jamar right grip strength (kg)*(see Figure 4) Control	17.218.8	24.121.1	<.0001

VAS=visual analog scale, FIQ=Fibromyalgia Impact Questionnaire, TePs=tender points, N=number

TABLE 3. Before-and-After Outcome Measures: active vs. control. (Group or Treatment x Time ANOVAS on selected dependent variables)



rheumatologists' evaluations and diagnoses. All subjects were assessed and excluded for a history of connective tissue disease (scleroderma, systemic lupus erythematosus, rheumatoid arthritis, dermatomyositis, mixed connective tissue disease, etc.), endocrine disease (hypothyroidism, diabetes mellitus), hematologic disease (blood dyscrasia, paraproteinemias), and neuromuscular disorders (demyelinating disease). Individuals with multiple chemical environmental sensitivities and peppermint allergy were also excluded. Use of cigarettes, alcohol, and caffeine was recorded. Medication use including opioids, antidepressants, anti-inflammatories, anticonvulsants, and other analgesic adjuvants was recorded. Other topics were documents, including use of herbal products and supplements. Treatments with physiotherapy, biofeedback, etc., were noted. Males and females were included and all subjects were at least 18 years of age. Pregnant females were excluded. The study protocol and consent form for participation were approved by the university-based teaching hospital's ethics committee. All subjects provided written informed consent to their participation in the study.

### Treatment

Topical O24 essential oils were supplied to half of the participants who were instructed by a blinded consultant (a registered nurse) as to appropriate use. Instructions included application every four hours as needed for pain and avoidance of the oils on the mucosal membranes, eyes, genitalia, or any open wounds. Placebo oils (peppermint oil) identical in smell and appearance to the active oils were supplied to the other half. If subjects encountered any side effects while using the product, they were instructed to notify study personnel immediately. Participants were issued one bottle of the appropriate product (treatment or placebo) by the study nurse. Participants could get as much of the product as they wanted, provided they ran out of their initial product, or were given a defective bottle. Subjects were advised to report their replacement needs in advance (approximately one week) so that the appropriate product could be sent to them promptly. In total, seven participants (four active, three placebo) required replacements. They were issued immediately by same-day or next-day delivery. Allocation to a treatment group (active versus placebo) was carried out by assigning the subject the next available randomization number from a computer generated list in the sequence given to the clinic.

### Study Design

The study consisted of one block of four to six weeks. The first subjects were recruited and assessed in December 2004. A phone call two weeks later was done to encourage compliance. Subjects were then reassessed in January 2005. The assessments were done consistently by the same registered nurse (including dolorimetry measurements). The treatment and follow-up periods were double blind.

### Clinical Outcome Variables

All subjects were required to complete a pain diagram, numerical rating scales for pain over the past week, and Fibromyalgia Impact Questionnaire. Each subject was assessed pre- and post-treatment by the one trained nurse. Measurements included Jamar grip strength (average of three trials with each hand), TeP assessments with Fischer algometer (pain threshold and num-

ber of active TePs).

At the pre-treatment evaluation, height and weight were recorded and the body mass index calculated. Blood pressure and pulse were recorded. At the post-treatment evaluation, subjects also rated their response to treatment using the seven-point Lanier scale. This scale was scored as follows: 1 = markedly worse, 2 = moderately worse, 3 = mildly worse, 4 = no change, 5 = mildly better, 6 = moderately better, 7 = markedly better.

Mean weekly outdoor temperatures were determined for each subject from data provided by the local meteorological center. Subjects were asked to wait about 30 minutes at room temperature. Testing dates and times were noted.<sup>11</sup>

Test-retest reliability for several of the outcome measures had been previously published in a similar study for Raynaud's syndrome.<sup>12</sup> The intraclass correlation coefficients were extremely high for the pain scales and Jamar average grip strength.

### Tolerability and Safety

Subjects were asked during the follow-up phone call and the post-treatment assessment to report any adverse events. Forty-three subjects complained of smell sensitivity; 19 were from the placebo group and 24 were from the active group. In addition, two subjects, one from the placebo group and one from the active group, complained of skin irritation. One subject from the placebo group also noted that the research therapy may have triggered her asthma on a single occasion. However, this subject was committed to several other treatment plans and was uncertain as to whether the research therapy had a direct effect on her asthma. There were otherwise no serious side effects reported. A previous human patch study demonstrated no evidence for allergic contact dermatitis with prolonged application (72 hours) in normal subjects.

### Statistical Analysis

Statistical methods followed an intention-to-treat principle. There was no significant missing data requiring use of a regression equation to minimize bias. Analyses were performed using Statistical Analysis Software routine and were conducted by independent statisticians at the Institute of Clinical and Evaluative Sciences.

### Results

Out of a total of 325 telephone respondents, 153 agreed to be seen for a pre-study assessment. Of those 153 subjects, 133 (87 percent) completed the necessary forms and followed through with the post-treatment evaluation. Over the one month, 65 subjects used active treatment and 68 subjects used placebo treatment. Of the 20 who did not complete the study, 10 were on active treatment and nine were on placebo treatment. One individual (from the active group) was also excluded as her course was complicated by a leg fracture requiring crutches (she was unable to attend the follow-up session).

The demographic characteristics of the subjects were similar in the treatment and placebo groups (Table 1).

Normal body mass index is classified as 18 to 25. Our subjects on average, were above this range. For the likelihood ratio chi-square, there were also no significant differences between the two groups for smoking, alcohol, caffeine use, or analgesic medications. Baseline outcome measures were similar between the two groups prior to treatment as listed (Table 2).

Before and after treatment outcome measures are listed for each group below (Table 3). Treatment results which were statistically significant for the active group are asterisked\*. The corresponding result for the control group is also listed below the active values. Associated barcharts of VAS night scores, average pain threshold, left Jamar grip strength, and right Jamar grip strength are presented in Figures 1 thru 4.

**Discussion**

The most common medications taken by FMS patients are the “Five A’s,” namely Advil (ibuprofen), acetaminophen, Amitriptyline (by prescription only), aspirin, and antacids.<sup>13</sup> Such medications are often complicated by adverse effects. Nonsteroidal anti-inflammatory drugs are linked with gastric ulcers and deaths.<sup>14</sup> Cox-2 inhibitors through the inhibition of prostacyclin have been associated with higher rates of cardiovascular disease. Even acetaminophen, shown to be ineffective for FMS pain,<sup>15</sup> is associated with gastric deaths as well as hepatotoxicity and nephrotoxicity (with chronic use).<sup>16</sup>

Compared to other topical products, topical O24 is unique in incorporating well studied botanicals without alcohol, glycerin, synthetics, or preservatives. Its ingredients are derived from best-sourced botanicals. Each active ingredient—camphor oil<sup>17</sup> from Japan, eucalyptus oil<sup>18</sup> from Australia, aloe vera oil<sup>19</sup> from Mexico, peppermint oil<sup>20</sup> from India, rosemary oil<sup>21</sup> from Spain, and lemon and orange oils<sup>22</sup> are from the United States—has been studied for pain.

The primary mode of action is as a counter-irritant for pain sensation. By stimulating large A-beta sensory fibers, there is inhibition of pain (A-delta, C) fibers at the dorsal horn of the spinal cord. Local effects from the ingredients include inhibition of pain transmitters such as bradykinin, histamine, and prostaglandins (see Appendix). Increased skin and muscle temperatures and cutaneous bloodflow have been shown to occur following similar topical counterirritant use.<sup>23</sup>

**Indications**

Indications for the use of topical agents for pain include first-line treatment in patients with mild-to-moderate pain and in those with any pain but are unable to tolerate oral agents. It is also a helpful adjunct in patients who are already using other modalities for pain control (oral analgesics, opioids, physiotherapy modalities, psychological interventions etc.) and to facilitate exercise (reduce post-exertion soreness and myalgia).

Topical O24 appears safe when applied topically in recommended amounts. The dosing is up to 3 sprays at one time (one bottle of 30 ounces is equal to 120 full sprays). The spray is applied to the most painful muscle area and can be massaged in with the fingers. It can also be applied to the hand/ fingers and then rubbed into painful sites. (Care should be taken to avoid getting it into the eyes). For FMS, initial application works best at night time. Repeat sprays can be applied every 8 hours (as needed for breakthrough pain.)

**Contraindications**

Its safety in pregnancy and lactation has not been studied or established. Currently, it is recommended that it not be used in pregnancy (when taken orally, rosemary oil may stimulate uterine contractions). It should also not be used by individuals with severe liver, kidney, or gastrointestinal diseases or with brittle di-

Lanier scale rating	Subjects (N)	Subjects (%)
1	1	2
2	2	3
3	6	9
4	54	79
5	5	7
6	0	0
7	0	0

**TABLE 4A.** Lanier Scale Ratings for Placebo Group (Group Average=3.9) N=number, %=percent

Lanier scale rating	Subjects (N)	Subjects (%)
1	0	0
2	0	0
3	0	0
4	6	9
5	23	35
6	18	28
7	16	25

**TABLE 4B.** Lanier Scale Rating Breakdown for Active Group (Group Average=5.6) N=number, %=percent

abetes. Strict contraindications include not applying this to the face, nasal, or chest areas of babies and infants. It is contraindicated in individuals with true peppermint allergy or sensitivity.

**Conclusion**

These findings indicate that topical O24 essential oils are superior to placebo in the management of FMS. Significant improvements were documented in both subjective surveys of pain/dysfunction and in objective measures of algometry and hand dynamometry.

The Lanier scale rating for placebo was 3.9 and for the active group 5.6. The p value was highly significant at <.0001. The subjective rating of the Lanier scale suggests that the active group had mild-to-moderate improvement whereas the placebo group noted no significant change (see Tables 4a and 4b and Figure 5).

Limitations to this study include the short duration and the lack of more advanced measures of impairment and function, such as the ARCON functional capacity evaluator and sleep EEG studies.

Future studies would be helpful in documenting response over a longer period of time (six months) and with a larger number of subjects. Plans are now underway to conduct such a multi-center trial.

This study does not show that one agent was superior or that all six are required to achieve a positive response. Results here do, however, indicate that topical herbal agents can be a useful adjunct to the pain management of fibromyalgia. ■

Gordon Ko, MD, CCFP(EM), FRCPC, is a Diplomate, American Boards of Physical Medicine & Rehabilitation and of Pain Medicine; Certificant, American Naturopathic Medical Association; Medical Director, Canadian Centre for Integrative Medicine Inc. and the Fibromyalgia Treatment Clinic, Department of Rehabilitation Medicine at Sunnybrook & Women's College Health Sciences Centre (University of Toronto); and Dean of Integrative Medicine, Rutherford International University.

Annie Hum, MD, CAFCI, is a family physician with subspecialization in acupuncture. She is clinical director for the Canadian Centre for Integrative Medicine, Markham.

George I. Traitses, BSc(Hon), DC, MSc, CHN, CCRD, CNM, ACRB, is a chiropractor with special interests in nutrition and rehabilitation. He is the president of Infinite Health in Toronto and Markham.

#### STUDY FUNDING

Swiss Medica provided the funds for this pilot study. This included the costs of patient recruitment, hiring of nursing staff, and use of measuring devices and statistical analysis (completed by Marko Katic with the Institute of Clinical and Evaluative Sciences). Special thanks to Donald Breault for overseeing the study and ensuring completion of surveys and assessments.

#### CONFLICT OF INTEREST DECLARATION

None; Drs. Ko, Hum, and Traitses received no direct or indirect funds for this clinical study.

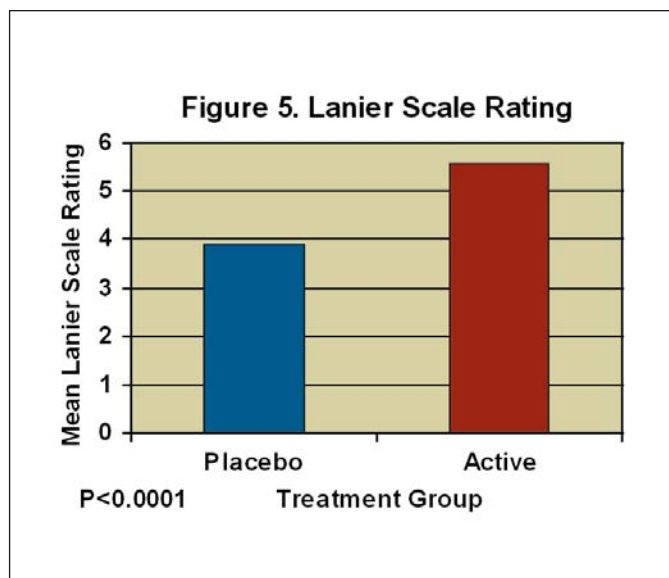
#### ACKNOWLEDGEMENTS

Dr. Ko would like to thank the following for helping with this review paper:

Ms. Iris Weverman, BSc(PT), and the Iris Weverman Physiotherapy Clinic for allowing the clinic to be used as a testing center, and for her patients who participated in the clinical trial. And to the multidisciplinary treatment team at the Canadian Centre for Integrative Medicine, including physiotherapist Scott Whitmore BScPT, naturopaths Hana Weidenfeld ND, MD, nutritionist Karen Stewart, RNCP, and psychotherapist Bob Gottfried, PhD.

#### References

- Wolfe F, Smythe HA, Yunus MB, Bennett RM, Bombardier C, Goldenberg DL, Tugwell P, Campbell SM, Abeles M, Clark P, Fam AG, Farber SJ, Fiechtner JJ, Franklin CM, Gatter RA, Hamaty D, Lessard J, Lichtbroun AS, Masi AT, McCain GA, Reynolds WJ, Romano TJ, Russell IJ, and Sheon RP. The American College of Rheumatology 1990 Criteria for the Classification of Fibromyalgia. *Arthritis Rheum.* 1990. 33:160-172.
- Wolfe F, Ross K, Anderson J, Russell IJ, and Hebert L. The prevalence and characteristics of fibromyalgia in the general population. *Arthritis Rheum.* 1995. 38:19-28.
- Fitzcharles MA and Esdaile JM. Nonphysician practitioner treatments and fibromyalgia syndrome. *J Rheumatol.* 1997. 24: 937-940.
- Nicassio PM, Schuman C, Kim J, Cordova A, and Weisman MH. Psychosocial factors associated with complementary treatment use in fibromyalgia. *J Rheumatol.* 1997. 24: 2008-2013.
- Dimmock S, Troughton PR, and Bird HA. Factors predisposing to the resort of complementary therapies in patients with fibromyalgia. *Clin Rheumatol.* 1996. 15: 478-82.
- Ko GD and Berbrayer D: Complementary and alternative medicine: Canadian physiatrists' attitudes and behavior. *Arch Phys Med Rehabil.* 2000. 81: 662-667.
- Jokic M. University of Toronto, 4th year Human Biology HMB499 Research Project report. April 12, 2004. pp 23-26.
- Romano TJ and Stiller JW. Usefulness of topical methyl salicylate, camphor,



and menthol lotion in relieving pain in fibromyalgia syndrome patients. *Amer J Pain Management.* 1994. 4:172-174.

- Mathias BJ, Dillingham TR, Zeigler DN, Chang AS, and Belandres PV. Topical capsaicin for chronic neck pain: a pilot study. *Am J Phys Rehabil.* 1995. 74: 39-44.
- Ko GD, Whitmore S, Gottfried B, Hum A, Rahman M, Traitses G, Loong S, Steward K, Berbrayer D, and Jokic M. Fibromyalgia/ Chronic Pain syndrome: an Alternative Medicine perspective. *Critical Reviews in Physical and Rehabilitation Medicine.* 2005. 17:1-30.
- Bellamy N, Sothorn RB, and Campbell J. Aspects of diurnal rhythmicity in pain, stiffness, and fatigue in patients with fibromyalgia. *J Rheumatol.* 2004. 31: 379-389.
- Ko GD and Berbrayer D: Effect of ceramic-impregnated "thermo-flow" gloves on patients with raynaud's syndrome: Randomized placebo-controlled study. *Altern Med Rev.* 2002. 7: 327-334.
- Wolfe F, Anderson J, Harkness D, Bennett RM, Caro XJ, Goldenberg DL, Russell IJ, and Yunus MB. A prospective, longitudinal, multicenter study of service utilization and costs in fibromyalgia. *Arthritis Rheum.* 1997. 40: 1560-1570.
- Schoen RT and Vender RJ: Mechanisms of nonsteroidal anti-inflammatory drug-induced gastric damage. *Amer J Med* 1989. 86:449-458.
- Russell J, Kamin M, Bennett RM, Schnitzer TJ, Green JA, and Katz WA: Efficacy of tramadol in treatment of pain in fibromyalgia. *J Clin Rheumatol.* 2000. 6:250-257.
- Fored CM, Ejerblad E, Lindblad P, Fryzek JP, Dickman PW, Signorello LB, Lipworth L, Elinder CG, Blot WJ, McLaughlin JK, Zack MM, and Nyren O. Acetaminophen, aspirin, and chronic renal failure. *NEJM.* 2001. 345: 1801-1808.
- Cohen M, Wolfe R, Mai T, and Lewis D. A randomized, double-blind, placebo-controlled trial of a topical cream containing glucosamine sulfate, chondroitin sulfate, and camphor for osteoarthritis of the knee. *J Rheumatol.* 2003. 30: 523-528.
- Gobel H, Schmidt G, Soyka D: Effect of peppermint and eucalyptus oil preparations on neurophysiological and experimental algometric headache parameters. *Cephalalgia.* 1994. 14: 228-234; discussion 182.
- Davis RH, rosenthal KY, Cesario LR, and Rouw GA. Processed Aloe Vera administered topically inhibits inflammation. *J Am Podiatr Med Assoc.* 1989. 79:395-397.
- Davies SJ, Harding LM, and Baranowski AP. A novel treatment of postherpetic neuralgia using peppermint oil. *Clin J Pain.* 2002. 18: 200-202.
- Hay IC, Jamieson M, and Ormerod AD. Randomized trial of aromatherapy. Successful treatment for alopecia areata. *Arch Dermatol.* 1998. 134:1349-1352.
- Calabrese V, Scapagnini G, Randazzo SD, Randazzo G, Catalano C, Geraci G, and Morganti P. Oxidative stress and antioxidants at skin biosurface: A novel antioxidant from lemon oil capable of inhibiting oxidative damage to the skin. *Drugs Exp Clin Res.* 1999. 25: 281-287.
- Hong CZ and Shellock FG: Effects of a topically applied counterirritant (eucalyptamint) on cutaneous blood flow and on skin and muscle temperatures: A placebo-controlled study. *Am J Phys Med Rehabil.* 1991. 70:29-33.

Swiss Medica, Inc.  
53 Yonge Street  
3rd Floor  
Toronto, ON M5E 1J3

Makers of  
O24™ Pain Neutralizer, O24 Fibromyalgia™ and PMS Escape®

For more information visit  
[www.swissmedica.com](http://www.swissmedica.com), [www.024zone.com](http://www.024zone.com) or  
[www.pmsescape.com](http://www.pmsescape.com)